


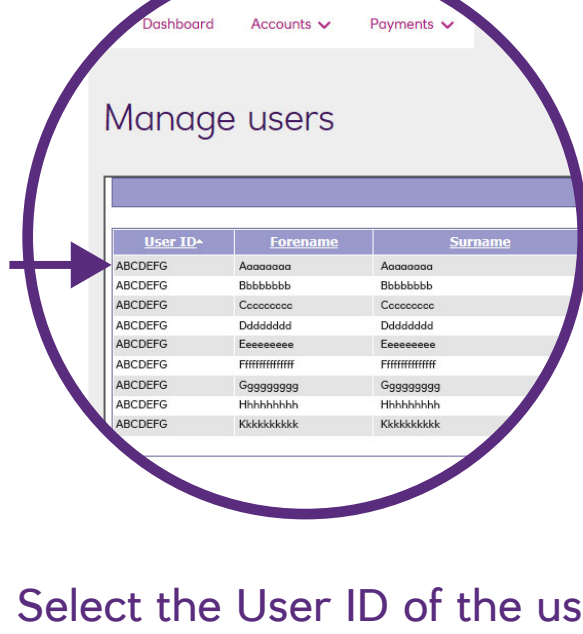


Show me how to register for Bankline Mobile

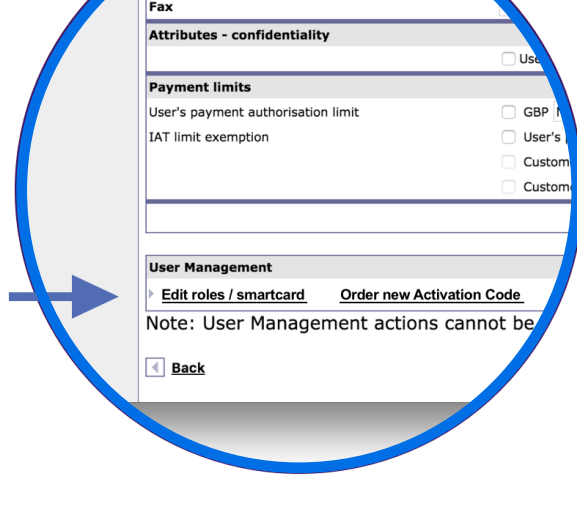
Access to the Bankline Mobile app must be set up by the administrator who can manage user privileges. These are the steps to take:



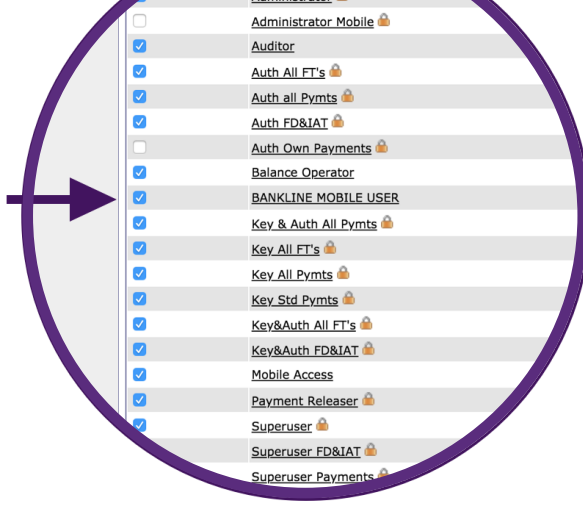
- A** As an administrator, navigate to the 'Admin' navigation item and click 'Manage users'.




- B** Select the User ID of the user who requires mobile privileges.



- C** Click 'Edit roles / smartcard' located at the bottom of the users details (under the heading 'User management'.)



- D** Simply add a check mark next to the Bankline Mobile User role to turn it on. Removing the check mark will turn it off for this user.



- E** Click 'Continue' and then 'Confirm changes' to apply these new settings.

i If you have dual administration settings switched on, then a second administrator will need to accept this change.