

COUTTS MANAGED GLOBAL BALANCED FUND

Share Class 3

as at 31 January 2024

Investment Objective

The Fund aims to provide an increase in value over the long term (5 years or more). The return will reflect capital appreciation and income received.

The Investment Manager will invest at least 20% of the Fund's portfolio in investments in companies that are credibly committed to achieving net zero greenhouse gas emissions by 2050 (a "Net Zero Trajectory"). More information about what the Investment Manager considers to be a credible commitment to a Net Zero Trajectory can be found in the Environmental, Social and Governance (ESG) Policy on the website (www.coutts.com/wealth-management/specialist-planning-services/responsible-investing/disclosure-and-policies.html).

Fund Facts

Investment Manager	Coutts & Co.
Fund Launch	07/09/2022
Ongoing Charges Figure	0.74% ¹
Benchmark	Refer to footnote 2
Historic Income Yield	1.37% ³
Base Currency	USD
Fund Size	\$982.00m
Distribution Date	Apr, Oct
Ex-Dividend Date	Two months before distribution
Minimum Initial Investment	\$10,000
Minimum Investment Horizon	5 years
Trade Frequency	Daily
Fund Domicile	United Kingdom
Investment Structure	UK UCITS
Settlement	3 business days


¹ The ongoing charges figure (OCF) is the cost incurred in running the fund shown as a percentage of the value of the assets of the fund. It includes the investment manager fee in addition to the depositary, custodian, administration, legal and audit fees and the cost of investing in external funds. It does not include the platform fees, fund transaction costs or any potential one-off charges (e.g. advice fees or dilution levy).

² Benchmark: 30% Bloomberg Global G7 Total Return Index (USD Hedged), 15% Bloomberg Global Aggregate Credit Total Return Index Hedged USD, 55% MSCI ACWI ESG Screened Index* (USD). *A custom index calculated by MSCI based on screening criteria provided by the Investment Manager. The Fund's level of exposure to different asset classes will typically be in line with the benchmark weightings. The Benchmark has been created by the Investment Manager to constrain the level of risk of the Fund. The Investment Manager will choose the assets held by the Fund with consideration to the Benchmark weights and indices and manage the Fund within a tracking error of 4%. Tracking error measures the extent to which the Fund's performance differs from the Benchmark.


Fund Manager Comments

- This is a diversified multi asset fund with a blend of active funds, passive funds and direct securities (individual bonds) in all major global markets.
- Asset allocation is centred around an equity weight of 55% and will typically be in the 45% to 65% range, subject to risk tolerance levels and the fund manager's outlook.
- The fund will invest in global equity markets, with regional exposure broadly weighted to reflect relative market sizes.
- Fixed income exposure is primarily a mix of regionally diversified G7 government bonds and global corporate bonds, and can also include other credit assets, as appropriate.

Asset Breakdown



Geography

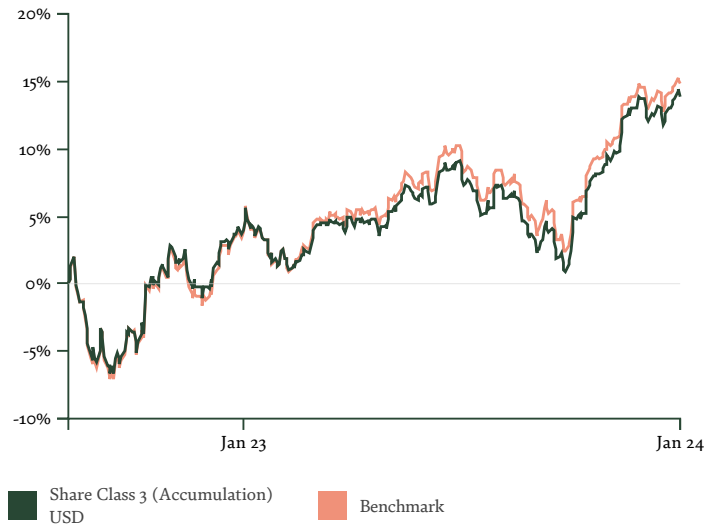


The fund is actively managed, which means the Investment Manager makes the decisions about how to invest the Fund's money, therefore the above data is expected to change over time.

Please note that the breakdown shown is for illustrative purposes only and is accurate as at the date of publication. As such, the actual structure of the fund and the percentage invested in the different asset classes at other dates may differ considerably from those detailed in this factsheet. As a result of rounding, the figures may not add up to 100%.

Note the fund may use futures contracts (whose value is linked to price movements of the underlying assets) as an efficient and cost effective way of gaining market exposure. The cash required to meet the payment obligations of the futures contracts may be used to invest in other highly liquid assets which are typically lower risk but have a return greater than cash, such as short dated bond assets. These assets are excluded from the above table. The data can be made available upon request.

Fund Performance Since Launch



³ Historic yield figures are calculated on the basis of dividing the total income paid by the fund over the last 12 months by the fund's current price. The figures are net of ongoing charges (figure1) and investors may be subject to tax on distributions. For accumulation funds any income is reinvested.

⁴ Performance figures are derived from Fund net asset values (NAV) and income distributions on a total return basis and are therefore quoted net of all fees paid from within the Fund.

“BLOOMBERG®” and the Bloomberg indices listed herein (the “Indices”) are service marks of Bloomberg Finance L.P. and its affiliates, including Bloomberg Index Services Limited (“BISL”), the administrator of the Indices (collectively, “Bloomberg”) and have been licensed for use for certain purposes by the distributor hereof (the “Licensee”). Bloomberg is not affiliated with Licensee, and Bloomberg does not approve, endorse, review, or recommend the financial products named herein (the “Products”). Bloomberg does not guarantee the timeliness, accuracy, or completeness of any data or information relating to the Products.

Source MSCI. MSCI makes no express or implied warranties or representations and shall have no liability whatsoever with respect to any MSCI data contained herein. The MSCI data may not be further redistributed. This report is not approved, endorsed reviewed or produced by MSCI. None of the MSCI data is intended to constitute investment advice or a recommendation to make (or refrain from making) any kind of investment decision and may not be relied on as such.

Important Information

The value of investments and any income from them, can go down as well as up, and you may not recover the amount of your original investment. There is no guarantee that the investment objective will be achieved. Where an investment involves exposure to a foreign currency, changes in rates of exchange may cause the value of the investment, and the income from it, to go up or down. In the case of some investments, they may be illiquid and there may be no recognised market for them and it may therefore be difficult for you to deal in them or obtain reliable information about their value or the extent of the risks to which they are exposed. Investments in emerging markets are subject to certain special risks, which include, for example, a certain degree of political instability, relatively unpredictable financial market trends and economic growth patterns, a financial market that is still in the development stage and a weak economy.

Currency Hedged Share Class

The hedged share class translates the return stream of the base share class (\$) into the investor's currency, with the aim of mitigating the impact on returns from exchange rate movements. While this hedge is not perfect, it aims to protect investors from significant currency fluctuations between base (\$) and currency share class. By investing in a hedged share class, the investor may not benefit fully from advantageous currency movements, but the impact of adverse movements should be limited.

12 Month Performance to the End of Last Quarter

	31 Dec 18 to 31 Dec 19	31 Dec 19 to 31 Dec 20	31 Dec 20 to 31 Dec 21	31 Dec 21 to 31 Dec 22	31 Dec 22 to 31 Dec 23
Class 3 accumulating USD ⁴					14.0%
Class 3 distributing USD ⁴					14.0%
Class 3 accumulating GBP Hedged ⁴					13.0%
Class 3 distributing GBP Hedged ⁴					13.0%
Class 3 accumulating EUR Hedged ⁴					11.4%
Class 3 distributing EUR Hedged ⁴					11.4%
Benchmark ²					15.9%

Cumulative Performance

	1 year	3 years	5 year	10 year	Year to date
Class 3 accumulating USD ⁴	9.5%				0.2%
Class 3 distributing USD ⁴	9.5%				0.2%
Class 3 accumulating GBP Hedged ⁴	8.7%				0.2%
Class 3 distributing GBP Hedged ⁴	8.7%				0.2%
Class 3 accumulating EUR Hedged ⁴	7.2%				0.1%
Class 3 distributing EUR Hedged ⁴	7.2%				0.1%
Benchmark ²	10.5%				0.2%

Source: Coutts/Refinitiv Eikon

Past Performance should not be taken as a guide to future performance. For more information please visit coutts.com/cmef

We publish an indicative NAV (an estimate of the value of the fund's assets) on the last working day of each year due to this being a half day on the London Stock Exchange.

Share Classes

Global Balanced Share Class 3 USD (Income) ISIN - GB00BMB2DX21 Inception Date - 07/09/2022
Global Balanced Share Class 3 USD (Accumulation) ISIN - GB00BMB2DW14 Inception Date - 07/09/2022
Global Balanced Share Class 3 EUR (Income) ISIN - GB00BMB3N912 Inception Date - 07/09/2022
Global Balanced Share Class 3 EUR (Accumulation) ISIN - GB00BMB3N805 Inception Date - 07/09/2022
Global Balanced Share Class 3 GBP (Income) ISIN - GB00BMB3LK82 Inception Date - 07/09/2022
Global Balanced Share Class 3 GBP (Accumulation) ISIN - GB00BMB3LJ77 Inception Date - 07/09/2022

Top 10 Holdings

1	BlackRock (Dublin) Coutts US ESG Insights Equity Class C	18.21%
2	BlackRock (Dublin) Coutts Actively Managed US Equity Class C	10.99%
3	BlackRock (Dublin) Coutts US and Canada Enhanced Index Government Bond Class C Hedged	9.68%
4	BlackRock (Dublin) Coutts Europe Enhanced Index Government Bond Class C	7.96%
5	BlackRock (Dublin) Coutts Europe ex-UK ESG Insights Equity Class C	6.86%
6	BlackRock (Dublin) Coutts Actively Managed Global Investment Grade Credit Class C	5.91%
7	UBP UBAM - Global High Yield Solution VD	4.92%
8	Invesco Markets Plc Invesco Physical Gold ETC -	4.92%
9	Capital Group New Perspective Fund (LUX) Class ZLd	4.13%
10	Federated Hermes Unconstrained Credit Class X2 Hedged	3.92%
TOTAL		77.50%

Important Information

This document is a Financial Promotion for UK regulatory purposes. It is intended as a summary to help you understand the service but is not intended as a personal recommendation. These funds are sub funds of RBS Investment Funds ICVC, an investment company with variable capital, authorised by Financial Conduct Authority. RBS Investment Funds ICVC is a UK UCITS (Undertakings for Collective Investment in Transferable Securities Directive 014/91/EU as implemented in the UK) operating under the COLL Sourcebook and is constituted as an “umbrella company” under the Open-Ended Investment Companies Regulations 2001 (SI 2001 No.1228) as amended or re-enacted from time to time, which means that RBS Investment Funds ICVC issues Shares linked to different Funds pursuant to the Open-Ended Investment Companies Regulations 2001 (SI 2001 No.1228) as amended or re-enacted from time to time. Before investing, you should review RBS Investment Funds ICVC's Prospectus (including the Investment Policy), the Supplementary Information Documentation relating to the Fund and the Key Investor Information Document. Copies of these are available in English from your Wealth Manager or online at <https://www.coutts.com/cmef> . The information contained in this summary is believed to be correct as at the date of publication but cannot be guaranteed. Opinions and projections constitute our judgement as at the date of publication and are subject to change. To the extent permitted by law and regulation none of the companies within the NatWest Group accept responsibility for any direct or indirect or consequential loss suffered by you or any other person as a result of your acting, or deciding not to act, in reliance upon the above. Not all products and services offered are available in all jurisdictions and some products and services may be made available, performed through, or with the support of, different members of NatWest Group. If you are a Coutts client, this document has been communicated to you by Coutts & Co. Registered in England No. 36695. Registered office 440 Strand, London WC2R 0QS. If you are a NatWest client this document has been communicated to you by National Westminster Bank Plc. Registered in England No. 929027. Registered office 250 Bishopsgate, London, England, EC2M 4AA. If you are an RBS client this document has been communicated to you by The Royal Bank of Scotland plc. Registered in Scotland No. SC083026. Registered office 36 St. Andrew Square, Edinburgh, Scotland, EH2 2YB. All the above NatWest Group companies are authorised by the Prudential Regulation Authority and regulated by the Prudential Regulation Authority and the Financial Conduct Authority. Calls may be recorded. [coutts.com](https://www.coutts.com)